

TRUCK SPARE PARTS

Gesuchte Europäische Qualität

SPARE PARTS

sought-after
quality

BRAKE & CLUTCH MASTER



KLÖTZE
TECHNIC

www.klotzetechnik.de

Klötze Technic ist ein in Deutschland ansässiger Hersteller und Lieferant von LKW-, Anhänger- und Bus-Ersatzteilen.



KLÖTZE
TECHNIC

Gesuchte Europäische
Qualität

Klötze Technic is a Germany-based company specializing in truck, trailer, and bus spare parts. Together with our sales office in Turkey, we provide our customers with original spare parts of guaranteed quality. Our products are manufactured with superior German engineering.

Our main groups consist of Engine, Cooling System, Fuel System, Exhaust System, Clutch & Pedal, Gearbox, Propeller Shaft, Axles, Brake System, Hubs & Wheels, Suspension, Steering, Electrical System, Cabin, and Body.

At Klötze Technic, we strive to provide our customers with the highest quality products, competitive prices, and superior customer service.

Our Mission:

At Klötze Technic, we work to provide our customers with the highest quality and reliable spare parts for trucks, trailers, and buses.

Our high-quality products are manufactured with superior German engineering.

Our mission is to meet our customers' needs and provide them with the best customer service possible.

Our Vision:

At Klötze Technic, we aim to become a world-leading company in the field of truck, trailer, and bus spare parts.

Our vision is to provide our customers with the highest quality products, competitive prices, and superior customer service. In doing so, we aim to meet our customers' needs and ensure their satisfaction.

Our Quality Policy:

At Klötze Technic, quality and customer satisfaction are always our top priorities. Our products are manufactured with superior German engineering and are provided to our customers as original spare parts of guaranteed quality. Our quality policy is to provide our customers with the best quality products and meet their needs in the best way possible.

Customer satisfaction is always important to us.

TRUCK SPARE PARTS



KLÖTZE
TECHNIC

Gesuchte Europäische
Qualität



TRUCK SPARE PARTS

www.klotzetechnik.de



TRUCK SPARE PARTS

MERCEDES



KLÖTZE
TECHNIC

www.klotzetechnik.de





KT No.

Replaces Ref. No:

Description

Model / Details



▶ **KT22513**

KG 190117.4.1
Plastic
Ø 19,05 mm



Clutch Center

OEM NO

906 290 02 12
906 290 01 12
A 906 290 02 12



▶ **KT22507**

KG 190054.0.1
Plastic
Ø 19,05 mm
Sprinter

Clutch Center

OEM NO

000 290 32 12



▶ **KT43199**

KG 190119.4.1
Plastic
Ø 19,05 mm
VIANO-VITO

Clutch Center

OEM NO

639 290 00 12
639 290 01 12



▶ **KT13688**

H 23969.0.1
FM 23969.0.1
S. 210259
Ø 23 mm
Sprinter

Clutch Center

OEM NO

000 431 47 01
000 431 56 01
000 431 57 01
000 431 64 01
000 431 65 01



▶ **KT43276**

Repair Kit **OEM NO**

2D0611019A
2D0611019C
RK 23969





Model / Details

Description

Replaces Ref. No:

KT No.



▶ **KT43200**

KG 19046.1.2
S. 5091
Ø 19,05 mm

Clutch Center
OEM NO

000 295 50 06	001 295 15 06
000 295 60 06	001 295 87 06
000 295 66 06	308 295 70 06
000 295 77 06	110 009 880



▶ **KT43277**

Repair Kit **OEM NO**

RK 13756	<i>Without Piston</i>
RK 19563	000 586 52 29
RK 19756	11009882
RK 197008	<i>Plastic Piston</i>
	000 290 31 12



▶ **KT43201**

KG 190022.0.1
S. 5516
Ø 19,05 mm
--

Clutch Center
OEM NO

001 295 10 06
001 295 31 06
001 295 68 06



▶ **KT43278**

Repair Kit **OEM NO**

RK 19790 | 000 290 03 12
RK 19772 | 000 290 09 67



▶ **KT22514**

KG 190050.1.1
S. 5165
Ø 19,05 mm

Clutch Center
OEM NO

001 295 11 06	001 295 79 06
001 295 17 06	001 295 86 06
001 295 76 06	



▶ **KT43279**

Repair Kit **OEM NO**

RK 197009 | 000290 33 12



KT No.	Replaces Ref. No:	Description	Model / Details
--------	-------------------	-------------	-----------------



▶ **KT22444**

KG 190072.0.1
S. 5421
Ø 19,05 mm

Clutch Center
OEM NO
001 295 52 06
001 295 96 06
001 125 59 06
388 255 71 06



▶ **KT43280**

Repair Kit OEM NO

RK 197006	000 290 2312
RK 19799	000 290 0412
RK 19785	



▶ **KT22447**

KG 20001.0.8
Tall Mill
Plastic
Ø 20,64 mm
Axor / Atego
Unimog

Clutch Center
OEM NO
001 295 91 06



▶ **KT22416**

KG 20001.0.10
Short Mill
Plastic
Ø 20,64 mm
Atego
Travego / Integro

Clutch Center
OEM NO
001 295 95 06
001 295 93 06



▶ **KT43406**

KG 190084.0.1
Tall Mill
Plastic
Ø 19,05 mm
Axor
Atego

Clutch Center
OEM NO
002 295 02 06



▶ **KT43407**

KG 190084.0.2
Short Mill
Plastic
Ø 19,05 mm
Axor / MP1
Econic / Citaro

Clutch Center
OEM NO
002 295 03 06
002 295 04 06





Model / Details

Description

Replaces Ref. No:

KT No.



▶ **KT22444**

KG 19098.1.6
KG 190042.0.1
KG19098.1.7
S. 5421
Ø 19,05 mm

Clutch Center
OEM NO
0012957306
6672900212
0012952406



▶ **KT43281**

Repair Kit **OEM NO**

RK 197006
RK 19799 000 290 2312
RK 19785 000 290 0412



▶ **KT43202**

KG 190110.4.1
Tall Mill
Plastic
Ø 19,05 mm
Axor/2
Atego

Clutch Center
OEM NO
002 295 08 06



▶ **KT22443**

KG 190110.4.2
Kisa Milli
Short Mill
Plastic
Ø 19,05 mm
Axor/MP2/MP3
Econic

Clutch Center
OEM NO
002 295 07 06



▶ **KT22489**

KG 20003.4.2
Tall Mill
Plastic
Ø 20,64 mm
Atego/2

Clutch Center
OEM NO
002 295 10 06



KT No.	Replaces Ref. No:	Description	Model / Details
--------	-------------------	-------------	-----------------



▶ **KT22508**

KN 22056D1
S. 6761
Ø 22,20 mm
Sprinter

Clutch Center
OEM NO
002 295 21 07
002 295 06 07
2D 0721261 2D
0721261A



▶ **KT43282**

Repair Kit **OEM NO**

RK 22808 K | 000 290 18 11
2D 0798118



▶ **KT43203**

H 22912.0.1
FM 022912.0.1
S. 5215
Ø 22 mm

Clutch Center
OEM NO
FM 022912.0.1
002 430 60 01
002 430 64 01
003 343 00 401



▶ **KT43283**

Repair Kit **OEM NO**

RK 22224 | 000 430 21 83
000 586 66 43



▶ **KT22415**

KG 22019.1.1
S. 5372
Ø 22,20 mm

Clutch Center
OEM NO
001 295 74 06



▶ **KT43284**

Repair Kit **OEM NO**

RK 22757 | 000 290 12 12





Model / Details

Description

Replaces Ref. No:

KT No.



▶ **KT43204**

KG 2395.1.2
S. 5185
Ø 23,81 mm

Clutch Center
OEM NO
000 295 82 06



▶ **KT43285**

Tamir Takımı / Repair Kit
OEM NO

RK 23726 | 000 290 34 12



▶ **KT22382**

KG 2395.1.3
S. 5185
Ø 23,81 mm

Clutch Center
OEM NO
000 295 6806
001 295 2906
MAN MERCEDES
001 295 6006



▶ **KT43286**

Repair Kit OEM NO

RK 23726 | 000 290 34 12



▶ **KT43205**

KG 2395.1.4
S. 5185
Ø 23,81 mm
403 Otobüs

Clutch Center
OEM NO
000 295 94 06



▶ **KT43287**

Repair Kit OEM NO

RK 23726 | 000 290 34 12



KT No.	Replaces Ref. No:	Description	Model / Details
--------	-------------------	-------------	-----------------



▶ **KT22382**

KG 2395.1.7
S. 5185
Ø 23,81 mm

Clutch Center

OEM NO

000 295 68 06
001 295 29 06
001 295 60 06



▶ **KT43288**

Repair Kit **OEM NO**

RK 23714 | 000 290 46 67



▶ **KT22396**

KG 23021.1.2
KG 23021.1.3
S. 5372
Ø 23,81 mm

Clutch Center

OEM NO

001 295 53 06
001 295 97 06
001 295 25 06



▶ **KT43289**

Repair Kit **OEM NO**

RK 23716 | 000 290 05 12
RK 23719 | 000 290 23 67



▶ **KT22396**

KG 23031.0.1 • Puposuz
KG 23031.0.2 • Pipolu
S. 5372

Clutch Center

OEM NO

Ø 23,81 mm	001 295 53 06	001 295 70 06
	001 295 97 06	680 295 00 06
	001 295 25 06	997 070 058 77



▶ **KT43290**

Repair Kit
OEM NO

RK 23716 | 000 290 05 12
RK 23719 | 000 290 23 67





Model / Details

Description

Replaces Ref. No:

KT No.



▶ **KT22505**

KN 2309D1
S. 6026
Ø 23,81 mm

Clutch Center
OEM NO

000 295 34 07	000 295 63 07
000 295 36 07	000 295 65 07
000 295 40 07	000 295 82 07
000 295 41 07	001 295 68 07



▶ **KT023809**

Repair Kit **OEM NO**

RK 23809 K | 000 290 06 11
000 290 28 67



▶ **KT43206**

KN 23017A1
S. 6414
Ø 23,81 mm

Clutch Center
OEM NO

001 295 13 07	001 295 30 07
001 295 14 07	201 290 00 11
001 295 27 07	201 290 03 11
001 295 29 07	



▶ **KT43292**

Repair Kit **OEM NO**

RK 23800 K | 000 290 22 67
000 290 28 67



▶ **KT22385**

KG 2604.1.1
S. 5373
Ø 26,99 mm

Clutch Center
OEM NO

001 295 30 06
N1.01100 9926
040 323 800
1100 9929



▶ **KT43293**

Repair Kit **OEM NO**

RK 26504 | 000 586 60 29



KT No.

Replaces Ref. No:

Description

Model / Details



▶ **KT22385**

KG 2602.1.1
S. 5373
Ø 26,99 mm
NG Serisi

Clutch Center
OEM NO
001 295 08 06



▶ **KT43294**

Repair Kit **OEM NO**
RK 26504 | 000 586 60 29



▶ **KT43207**

KN 2895 A.1
S. 6205
Ø 28,57 mm
MB 800 Alti

Clutch Center
OEM NO
000 295 83 07
308 295 70 07



▶ **KT43295**

Repair Kit **OEM NO**
RK 28021 | 000 586 38 29



▶ **KT22445**

KN 28027 A1
S. 6469
Ø 28,57 mm
MB 800 Alti

Clutch Center
OEM NO
0012954007 | 0022950707
0012955807 | 6732950007
0012957407 | 14011427



▶ **KT43296**

Repair Kit **OEM NO**
RK 28812 K | 000 290 14 67
000 290 37 67





Model / Details

Description

Replaces Ref. No:

KT No.



▶ **KT22414**

KN 28022D.1
S. 6486
Ø 28,57 mm

Clutch Center
OEM NO

001 295 45 07 | 0403 21510
001 295 54 07 | 110 118 49
001 295 96 07



▶ **KT43297**

Repair Kit **OEM NO**

RK 28813 K | 000 290 24 67
000 290 45 67



▶ **KT43208**

KN 25017 D1
S. 6189
Ø 25,40 mm

Clutch Center
OEM NO

000 295 88 07
000 295 89 07



▶ **KT43299**

Repair Kit **OEM NO**

RK 25060 | 000 586 33 29



▶ **KT43209**

KN 3194 C.1
S. 6481
Ø 31,75 mm

Clutch Center
OEM NO

001 295 44 07



▶ **KT43300**

Repair Kit **OEM NO**

RK 31806 K | 000 290 12 11
000 290 40 67



KT No.

Replaces Ref. No:

Description

Model / Details



▶ **KT43210**

KN 03301D1
S. 6578
Ø 33,34 mm
NG/0303/340

Clutch Center
OEM NO
001 295 85 07
001 295 86 07
001 295 97 07
002 295 02 07



▶ **KT43301**

Repair Kit OEM NO

RK 33801 K | 000 290 05 11
000 290 14 11



▶ **KT43211**

KG 2-3401.0.2
S. 5307
Ø 34,92 mm

Clutch Center
OEM NO
000 295 56 06
001 295 55 06
000 295 67 06



▶ **KT43302**

Repair Kit OEM NO

RK 34700 | 000 290 38 67



▶ **KT21873**

KN 3805J1
S. 6197
Ø 38,10 mm

Clutch Center
OEM NO
001 295 03 07
001 295 53 07
001 295 88 07
001 295 04 07



▶ **KT43303**

Repair Kit OEM NO

RK 38816 K | 000 290 09 11
RK 38847 K





Model / Details

Description

Replaces Ref. No:

KT No.



▶ **KT43212**

KN 3892D1
S. 6336
Ø 38,10 mm

Clutch Center

OEM NO

000 295 96 07
000 295 99 07
001 295 79 07



▶ **KT43304**

Repair Kit **OEM NO**

RK 38814 K | 000 290 03 11



▶ **KT13697**

H 34703.0.0
FM 034703.0.0
S. 406
Ø 34,92 mm

Clutch Center

OEM NO

002 430 14 01
002 430 41 01
002 430 80 01



▶ **KT43305**

Repair Kit **OEM NO**

RK 3452 | 000 586 17 43



▶ **KT43213**

H 31726.0.0
FM 031726.0.0
S. 5065
Ø 31,75 mm

Clutch Center

OEM NO

002 430 07 01
003 430 36 01



▶ **KT43306**

Repair Kit **OEM NO**

RK 3164 | 000 586 44 43



KT No. **Replaces Ref. No:** **Description** **Model / Details**



▶ **KT43214**

H387210.4
FM 038721.0.4
S. 406
Ø 38,10 mm

Clutch Center
OEM NO
001 430 79 01
002 430 21 01
002 430 84 01



▶ **KT43307**

Repair Kit **OEM NO**

RK 3857 | 000 586 17 43
001 586 02 43



▶ **KT43215**

H 31724.0.3
FM 031724.0.3
S.5040
Ø 38,75 mm

Clutch Center
OEM NO
001 430 3401
003 430 1801



▶ **KT43308**

Repair Kit **OEM NO**

RK 3198 | 004 430 9601



▶ **KT43216**

KN 28031B1
Ø 28,57 mm

Clutch Center
OEM NO
002 295 16 07



▶ **KT43309**

Repair Kit **OEM NO**

RK 38816 K | 000 290 09 11
RK 38847 K





Model / Details

Description

Replaces Ref. No:

KT No.



**BRAKE FLUID
DOT 3- DOT 4
SAE J1703**



**BRAKE FLUID
DOT 3- DOT 4
SAE J1703**

▶ **KT43217**

A000 2570177
FLAT-DÜZ

Debriyaj Servo
Clutch Servo
OEM NO
A000 257 01 77

▶ **KT43310**

Repair Kit **OEM NO**

610.2.2



**MINERAL
OIL
PENTOSILIN
CF115**



**MINERAL
OIL
PENTOSILIN
CF115**

▶ **KT43218**

A000 2954018
PENTOSİNLİ

Clutch Servo
OEM NO A000
295 40 18

▶ **KT43311**

Repair Kit **OEM NO**

610.1.2



**MINERAL
OIL
PENTOSILIN
CF115**



**BRAKE FLUID
DOT 3- DOT 4
SAE J1703**

▶ **KT43219**

Gear Lever Actuator
OEM NO
A0002606198
A0002607998

▶ **KT32598**

Gear Lever Actuator
OEM NO
0002607198
0002604098



KT No.

Replaces Ref. No:

Description

Model / Details



▶ **KT22065**

0584
V6-V8

Realse Bearing

OEM NO

MB - 000 250 7715

TAM - 2616014



▶ **KT43220**

0583

Realse Bearing

OEM NO

A002 250 34 15

A002 250 47 15

A002 250 41 15

A002 250 98 15

A002 250 81 15

A002 250 67 15

▶ **KT43312**

Repair Kit **OEM NO**

A002 250 98 15


A002 250 81 15

A002 250 67 15

A002 250 34 15

A002 250 47 15

A002 250 41 15



▶ **KT43221**

0593

Realse Bearing

OEM NO

A 001 250 05 15

A 001 250 65 15

A 001 250 64 15

A 001 250 98 15

A 001 250 79 15

A 001 250 86 15

A 001 250 48 15



TOP
VIEW

▶ **KT43222**

0593

Realse Bearing

OEM NO

A 001 250 05 15

A 001 250 65 15

A 001 250 64 15

A 001 250 98 15

A 001 250 79 15

A 001 250 86 15

A 001 250 48 15





Model / Details

Description

Replaces Ref. No:

KT No.



▶ **KT43223**

ZA3608.3.2
Sprinter

Clutch Central Slave Cylinder

OEM NO

A000 254 25 08
402 856 946 4039



BRAKE FLUID
DOT 3- DOT 4
SAE J1703



BRAKE FLUID
DOT 3- DOT 4
SAE J1703

▶ **KT21928**

ZA 5108.3.2
S.6785
FLAT
Atego

Clutch Central Slave Cylinder

OEM NO

002 250 51 15 | 002 250 29 15
002 250 66 15 | 002 250 22 15
002 250 31 15 | 002 254 04 20
002 254 03 20

▶ **KT22430**

ZA 5109.3.2
S.6785
Atego

Clutch Central Slave
Cylinder With Sensor

OEM NO

A002 250 52 15 | A002 250 76 15
A002 250 62 15 | 002 250 30 15
A002 250 72 15



MINERAL
OIL
PENTOSILIN
CF115



MINERAL
OIL
PENTOSILIN
CF115

▶ **KT43225**

MZA 5108.3.2
S.6785
PENTOSİNLİ
Axor
Zetros

Clutch Central Slave Cylinder

OEM NO

002 250 73 15
002 250 55 15

▶ **KT43226**

MZA 51011.3.4
S.6785

Clutch Central Slave
Cylinder With Sensor

OEM NO

A002 250 58 15
A002 250 74 15



KT No.

Replaces Ref. No:

Description

Model / Details



▶ **KT43227**

--

Vites Silindir
Shifting Cylinder

OEM NO

629 614 AM-Kongsberg
A001 260 0663



▶ **KT43313**

Repair Kit **OEM NO**

628400 AM-RK | A00 126 073



▶ **KT43228**

Vites Silindir
Shifting Cylinder

OEM NO

626 597 AM-Kongsberg
A001 260 3463



▶ **KT43314**

Repair Kit **OEM NO**

628400 AM-RK
A00 126 073 63



▶ **KT21865**

H38933.0.0
S.5019

Clutch Center

OEM NO

001 430 6001
001 430 6801
002 430 08801



▶ **KT43315**

Repair Kit **OEM NO**

RK4114
RK4149K





**BRAKE & CLUTCH
MASTER**

**MERCEDES
PARTS**



**KLÖTZE
TECHNIC**

Model / Details

Description

Replaces Ref. No:

KT No.



▶ **KT43229**

04196-B1
S.6092
Ø 41 mm


Tekerlek Fren Merkezi
Wheel Brake Center

OEM NO
0024208118
R4196B1

▶ **KT43316**

Repair Kit **OEM NO**

RK4114
RK4149K
Ø 41 mm



▶ **KT43230**

04196-B1
S. 6092
Ø 38.1 mm

Tekerlek Fren Merkezi
Wheel Brake Center

OEM NO
3144200118
R38011E1

▶ **KT43317**

OEM NO

RK3849K
Ø 38,1 mm



**ÖZEL
ÜRETİM**



▶ **KT43231**

S0594
Ø 38.1 mm

Wheel Brake Center

OEM NO

▶ **KT43318**

OEM NO

RK3849K
Ø 38,1 mm

TRUCK SPARE PARTS



MAN



KLÖTZE
TECHNIC

www.klotzetechnik.de





Model / Details

Description

Replaces Ref. No:

KT No.



▶ **KT21970**

KG 22027.0.2
S. 5554
Ø 22,20 mm

Clutch Center
OEM NO
81 30715 6140



▶ **KT43319**

Repair Kit **OEM NO**

RK 22761 | 81 30715 6144



▶ **KT21963**

KG 23030.0.2
S. 5571
Aluminum
Ø 23,81 mm

Clutch Center
OEM NO
81307156135



▶ **KT43320**

Repair Kit **OEM NO**

RK 23722 | 81.30715.6113



▶ **KT21958**

KG 23027.0.1
S. 5500
Aluminum
Ø 23,81 mm

Clutch Center
OEM NO
81.30715.6111
81.30715.6119
81.30715.6121



▶ **KT43321**

Repair Kit
OEM NO

RK 23722 81.30715.61 13



KT No.

Replaces Ref. No:

Description

Model / Details



▶ **KT21964**

TGA - MKG 23852.1.1
Bobinsiz
Ø 23,81 mm
TG

Clutch Center
With Outh Sensor
OEM NO
81.30715.6152

▶ **KT21965**

TGA - MKG 23852.4.3
Bobinli
Ø 23,81 mm
TG

Clutch Center With Sensor
OEM NO
81.30715.6156
81.30715.6149
81.30715.6154



▶ **KT21966**

KG 23712.1.4
S. 5346
Ø 23,81 mm

Clutch Center
OEM NO
81.307 15.6065
81.307 15.6077

▶ **KT43322**

Repair Kit **OEM NO**

RK 23720 | 81.307 15.6118



▶ **KT21969**

KG 23791.1.2
S. 5064
Ø 23,81 mm

Clutch Center
OEM NO
813 071 56011
813 071 56028

▶ **KT43323**

Repair Kit **OEM NO**

813 071 56011-RK
813 071 56028-RK





Model / Details

Description

Replaces Ref. No:

KT No.



▶ **KT21960**

KG 250006.0.2
S. 5554
Ø 25,40 mm
TG

Clutch Center
OEM NO
81.30715.6132



▶ **KT43324**

Repair Kit **OEM NO**
RK 25718 | 81.30715.6145



▶ **KT21967**

KG 25794.1.3
S. 5346
Ø 25,40 mm

Clutch Center
OEM NO
81.30715.6066
81.30715.6076
81.30715.6116



▶ **KT43325**

Repair Kit **OEM NO**
RK 25714 | 81.30715 6100
81.30715.6126



▶ **KT43232**

KN 25017 D1
S.6189
Ø 25,40 mm

Clutch Center
OEM NO
85.30001.4393



▶ **KT43326**

Repair Kit **OEM NO**
RK 25060 | 000 586 33 29



KT No.

Replaces Ref. No:

Description

Model / Details



▶ **KT43233**

KG 250007.0.3
S. 5571
Aluminum
Ø25,40 mm

Clutch Center
OEM NO
81.307 156 136



▶ **KT43327**

Repair Kit
OEM NO
RK 25706 | 81.30715.61 39



▶ **KT43234**

KN 3107 B.1
S. 6207
Ø31,75 mm

Clutch Center
OEM NO
81.30716.60 51
81.30716.60 43



▶ **KT43328**

Repair Kit **OEM NO**
RK 31019 K | 81.30716.60 64



▶ **KT43235**

KN 3108 A1
S. 6207
Ø 31,75 mm

Clutch Center
OEM NO
81.30716.60 44



▶ **KT43329**

Repair Kit **OEM NO**
RK 31019 K | 81.30716. 60 64





Model / Details

Description

Replaces Ref. No:

KT No.



▶ **KT21968**

KG 3401.0.1
S. 5307
Ø 34,92 mm

Clutch Center
OEM NO
81.30715.60 37
81.30715.60 51



▶ **KT43330**

Repair Kit **OEM NO**

RK 34502 | 81.30715.60.62
RK 34504 | 81.30715.6104



▶ **KT13697**

H 34703.0.0
FM 034703.0.0
S. 406
Ø 34,92 mm

Clutch Center
OEM NO
90 810 81 8115



▶ **KT43331**

Repair Kit **OEM NO**

RK 3452 | 000 586 17 43



▶ **KT43236**

H 31726.0.0
FM 031726.0.0
S. 5065
Ø 31,75 mm

Clutch Center
OEM NO
002 430 07 01
003 430 36 01



▶ **KT43332**

Repair Kit **OEM NO**

RK 3164 | 000 586 44 43



KT No.

Replaces Ref. No:

Description

Model / Details



▶ **KT21961**

KN 28014 C.1
S. 6369
Ø 28,57 mm

Clutch Center

OEM NO
81 30716 60 55
81 30716 60 82



▶ **KT43333**

Repair Kit **OEM NO**

RK 28814K | 81.30716.60 68
81.30716.60 71



▶ **KT43237**

H 31724.0.3
FM 031724.0.3
S.5040
Ø 31,75 mm

Clutch Center

OEM NO
81.51130.6048



▶ **KT43334**

Repair Kit **OEM NO**

RK 3198 | 004 430 9601



▶ **KT21917**

KRD 0592

Debriyaj Rulmanı
Relese Bearing

OEM NO

81.30550.0110	81.30550.0103
81.30550.0109	81.30000.6587
81.30000.6600	
81.30550.0116	





Model / Details

Description

Replaces Ref. No:

KT No.



▶ **KT3238**

S0594
Ø 38,1 mm

Tekerlek Fren Merkezi
Wheel Brake Center



▶ **KT43335**

Repair Kit **OEM NO**

RK3849K



▶ **KT21971**

KN 28013 A.1
S. 6271
Ø 28 mm

Clutch Center

OEM NO 81.307
16 60 20 81.307
16 60 33 81.307
16 60 46 81.307
16 60 57



▶ **KT43336**

Repair Kit 5000 589 359

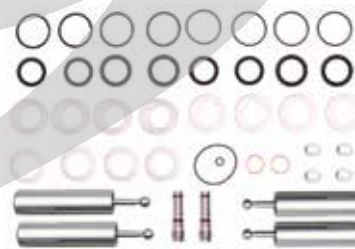


▶ **KT31770**

TGA

Vites Kolu Aktüatörü
Gear Lever Actuator

OEM NO
81.32605.6111
81326056111
81326556128



▶ **KT43337**

Repair Kit

RK 81326556157
628072 AM - Full

TRUCK SPARE PARTS



DAF



KLÖTZE
TECHNIC

www.klotzetechnik.de





Model / Details

Description

Replaces Ref. No:

KT No.



▶ **KT22054**

KG 28010.0.1
S. 5505
Ø 28,57 mm

Clutch Center
OEM NO
09 4660
22 344
37 2589
89 4880

▶ **KT43338**

Repair Kit **OEM NO**
RK 28706 | 123 7505



▶ **KT22054**

KG 28010.0.1
S. 5505
Ø 28,57 mm

Clutch Center
OEM NO
09 4660
22 344
37 2589
89 4880

▶ **KT43339**

Repair Kit **OEM NO**
RK 28706 | 123 7505



▶ **KT22159**

KG 250001.0.2
S. 5171
Ø 25,40 mm

Clutch Center
OEM NO
096392
109740
395161
696 264

▶ **KT43340**

Repair Kit **OEM NO**
RK 25717 | 123 7496



KT No.

Replaces Ref. No:

Description

Model / Details



▶ **KT22727**

419
Milli
Ø 22 mm

Clutch Center
OEM NO
134 87 35
133 44 82
626 762 AM

▶ **KT43341**

Repair Kit **OEM NO**

627201 AM | 137 3532
625 445 AM | 135 7761
Ø 22 mm



▶ **KT43239**

Milli
Ø 26 mm

Clutch Center
OEM NO
623 106 AM

▶ **KT43342**

Repair Kit **OEM NO**

623106 AM
Ø 26 mm



▶ **KT43240**

Ø26 mm

Clutch Center
OEM NO
626 760 AM 134
8733

▶ **KT43343**

Repair Kit

OEM NO
627200 AM | 137 35 31
625 445 AM | 135 77 61





Model / Details

Description

Replaces Ref. No:

KT No.



▶ **KT22727**

419
Ø 22 mm

Clutch Center
OEM NO
134 87 35
133 44 82
626 762 AM



▶ **KT43344**

Repair Kit **OEM NO**

627201 AM | 137 3532
625 445 AM | 135 7761
Ø 22 mm



▶ **KT43241**

Ø 26 mm

Clutch Center
OEM NO
623 106 AM



▶ **KT43242**

Repair Kit **OEM NO**

623106 AM
Ø 26 mm



▶ **KT43345**

KG 22019.1.1
S. 5372
Ø 22,20 mm

Clutch Center
OEM NO
1278342



▶ **KT22574**

Repair Kit **OEM NO**

RK 22757 | 000 290 12 12



KT No.	Replaces Ref. No:	Description	Model / Details
--------	-------------------	-------------	-----------------



▶ **KT22110**

KG 28011.0.1
S. 5046
Ø 28,57 mm

Clutch Center
OEM NO
260 242
751 820
390 487



▶ **KT43346**

Repair Kit **OEM NO**
RK28707 | 1237508



▶ **KT22838**

KG 2394.1.12
S. 5138
Ø 23,81 mm

Clutch Center
OEM NO
02479001 | 1291509
2479001 | 6910419
42558437



▶ **KT43347**

Repair Kit **OEM NO**
RK 23732
2981496



▶ **KT21917**

KRD 0592

Debriyaj Rulmanı
Realse Bearing
OEM NO
1810168
1780332
1664346
1912689



TRUCK SPARE PARTS

SCANIA



KLÖTZE
TECHNIC

www.klotzetechnik.de




KT No.
Replaces Ref. No:
Description
Model / Details

▶ KT22819

 624502 AM
 S. 522
Depolu
 Ø 25,40 mm

 Clutch Center
OEM NO
 136 11 36
 1105 332
 1114 685

▶ KT43348
Repair Kit OEM NO
 RK 25440 | 623157 AM

▶ KT22819

 KG 250004.0.2
 624502 AM
Deposuz
 S. 522
 Ø 25,40 mm

 Clutch Center
OEM NO
 136 11 36
 1105 332
 1114 685

▶ KT43349
Repair Kit OEM NO
 RK 25440 | 623157 AM

▶ KT22819

 KG 250004.0.2
 624502 AM
Milsiz•Deposuz
 S. 522
 Ø 25,40 mm

 Clutch Center
OEM NO
 136 11 36
 1105 332
 1114 685

▶ KT43350
Repair Kit OEM NO
 RK 25440 | 623157 AM
 5500464



Model / Details

Description

Replaces Ref. No:

KT No.



▶ **KT23128**

KN 38017.3.6
S. G 508-2
Ø 38,10 mm
P/G/R/T4 Serisi

Clutch Center
OEM NO
175 64 60
135 59 79
153 25 17
Piston: 273.5 mm

▶ **KT43351**

Repair Kit
OEM NO

RK 38003 K | 176 4082 | 176 4085
SCANIA 94/124/144/164



▶ **KT23101**

KN 38017.3.5
S. G 508-2
Ø 38,10 mm

Clutch Center
OEM NO
150 61 21
154 56 26
175 49 43
Piston 129.5 mm

▶ **KT43352**

Repair Kit
OEM NO

RK 38003 K | 176 4082 | 176 4085
SCANIA 94/124/144/164



▶ **KT22021**

KG 2595.1.4
S. 5315
Ø 25,40 mm

Clutch Center
OEM NO
292 962
355 973

▶ **KT43353**

Repair Kit **OEM NO**

RK 25703 | 550 440



KT No.

Replaces Ref. No:

Description

Model / Details

SCANIA



▶ **KT22822**

KGV 38001A1
Ø 38 mm

Debriyaj Servo
Clutch Servo

OEM NO

629683 AM | 1367453
625359 AM | 1454590
1513717
1421186



▶ **KT43354**

KRD 01927829
Ø 24 mm

Clutch Center
OEM NO

152 34 00
180 04 42
192 78 29

▶ **KT43243**

Repair Kit **OEM NO**

1000179039AM



▶ **KT21878**

AM 622107
Ø 22 mm

Debriyaj Servo
Clutch Servo

OEM NO

622 107 AM
360 717
360 719
360 720



TRUCK SPARE PARTS

IVECO PARTS



KLÖTZE
TECHNIC

www.klotzetechnik.de





KT No.

Replaces Ref. No:

Description

Model / Details

IVECO



▶ **KT21968**

KG 3401.0.1
S. 5307
Ø 34,92 mm

Clutch Center
OEM NO
2505616



▶ **KT43355**

Repair Kit OEM NO

RK 34502 | 81.30715.60.62
RK 34504 | 81.30715.6104



▶ **KT13697**

H 34703.0.0
FM 034703.0.0
S. 406
Ø 34,92 mm

Clutch Center
OEM NO
445 78 16



▶ **KT43356**

Repair Kit OEM NO

RK 3452 | 000 586 17 43



▶ **KT43244**

H 31724.0.3
FM 031724.0.3
S.5040
Ø 31,75 mm

Clutch Center
OEM NO
0250 84 17



▶ **KT43357**

Repair Kit OEM NO

RK 3198 | 004 430 9601





Model / Details

Description

Replaces Ref. No:

KT No.



▶ **KT22990**

KG 3107.0.1
S.5728-D31
Ø 31,75 mm

Clutch Center
OEM NO
412 11 005



▶ **KT43358**

Repair Kit **OEM NO**

412 11 005



▶ **KT22991**

KG 3107.0.1
S.5728-D31
Ø 31,75 mm

Debriyaj Merkezi Sensörlü
Clutch Center with Sensor
OEM NO
412 11 006



▶ **KT43359**

Repair Kit **OEM NO**

412 11 006



▶ **KT22185**

KG 041285167
K 013984
Ø 31,75 mm

Clutch Center
OEM NO
41285167
K013984



▶ **KT43360**

Repair Kit **OEM NO**

TK-041285167



KT No.

Replaces Ref. No:

Description

Model / Details

IVECO



▶ **KT22212**

KG 3105.0.1
Ø 31,75 mm

Clutch Center
OEM NO
429 2543
470 0150
601 354 19



▶ **KT43361**

Repair Kit **OEM NO**

RK 5829-01



▶ **KT22838**

KG 2394.1.12
S. 5138
Ø 23,81 mm

Clutch Center
OEM NO
02479001
2479001
42558437



▶ **KT43362**

Repair Kit **OEM NO**

RK23732
2981496



▶ **KT22192**

KG 23013.1.5
S. 5350
Ø 23,81 mm

Clutch Center
OEM NO
42026902
42100180



▶ **KT43363**

Repair Kit **OEM NO**

RK23732 | 2981496





Model / Details

Description

Replaces Ref. No:

KT No.



▶ **KT22987**

KG 23017.1.1
S. 5461
Ø 23,81 mm

Clutch Center
OEM NO
420 633 11



▶ **KT43364**

Repair Kit **OEM NO**
RK 23711 | 8124544



▶ **KT22989**

KG 3106.0.1
Ø 31,75 mm

Clutch Center
OEM NO
0204162084
1422721
386090
4853408



▶ **KT43365**

Repair Kit **OEM NO**
RK 0204162084



▶ **KT23010**

Clutch Center
OEM NO
5801574722
504143812
5801317166





KT No.

Replaces Ref. No:

Description

Model / Details



▶ **KT22995**

Boğazsız
Ø 36 mm
Port M14x1,5

Knorr Bremse
OEM NO

504033669
504130745



▶ **KT43366**

Repair Kit OEM NO

504033669




▶ **KT43245**

Boğazlı
Ø 36 mm
Port M14x1,5

Knorr Bremse
OEM NO

504033670
504130746
K010198



▶ **KT43367**

Repair Kit OEM NO

504130746

TRUCK SPARE PARTS

VOLVO PARTS



KLÖTZE
TECHNIC

www.klotzetechnik.de





KT No.

Replaces Ref. No:

Description

Model / Details



▶ **KT22215**

KG 28012.0.1
S. 5547
Ø 28,57 mm
FH

Clutch Center
OEM NO
1 628 218
1 628 218-8

▶ **KT43368**

Repair Kit **OEM NO**

RK 28710 | 271 106
RK 276834 | 3094523



▶ **KT21858**

KG 28014.1.1
S. 5269
Ø 28,57 mm

Clutch Center
OEM NO
1.669488 | 1.581209
1.628218 | 1.614351
1.620462

▶ **KT43369**

Repair Kit **OEM NO**

RK 28710 | 276834
3094523 | 271106



▶ **TM21838**

KG 28019.4.2
Ø28,57 mm

Clutch Center
OEM NO
208 352 46
205 535 588
319 2696





Model / Details

Description

Replaces Ref. No:

KT No.



▶ **KT22161**

KG 2397.1.19
S. 5547
Ø 23,81 mm

Clutch Center
OEM NO
3 127 318-8
3 953 328-6
6 028 036-9
6 771 722-3

▶ **KT43370**

Repair Kit **OEM NO**

RK23725

TRUCK SPARE PARTS

RENAULT PARTS



KLÖTZE
TECHNIC

www.klotzetechnik.de





Model / Details

Description

Replaces Ref. No:

KT No.



▶ **KT21967**

KG 25794.1.3
S. 5346
Ø 25,40 mm

Clutch Center
OEM NO
5000 286 420



▶ **KT43371**

Repair Kit **OEM NO**

RK 25714 | 81.30715 6100
81.30715.6126



▶ **KT43246**

Ø 26 mm

Clutch Center
OEM NO
5000 877 187
623 104 AM-Konsberg



▶ **KT43372**

Repair Kit **OEM NO**

623 104 AM-Konsberg



▶ **KT43247**

Ø 28 mm

Clutch Center
OEM NO
5000 877 188
623 105 AM-Konsberg



▶ **KT43373**

Repair Kit
OEM NO

5000 877 188-Renault
623 105 AM-Konsberg



KT No.

Replaces Ref. No:

Description

Model / Details

RENAULT



▶ **KT22320**

Ø 26 mm

Clutch Center
OEM NO
500079 2359



▶ **KT43374**

Repair Kit OEM NO

623106 AM

Ø 26 mm



▶ **KT22318**

Ø 28 mm
Truck

Clutch Center
624248 AM 501
025 13 57
5000 79 23 59



▶ **KT43375**

Repair Kit OEM NO

623106 AM

Ø 28 mm



▶ **KT43248**

KG 28021.0.1

Ø 28 mm

Clutch Center
OEM NO
626 159 AM



▶ **KT43376**

Repair Kit

5001834844

626163 AM

Ø 28 mm





Model / Details

Description

Replaces Ref. No:

KT No.



▶ **KT43249**

KG 28021.1.1

Ø 28 mm

Clutch Center

OEM NO

501 0260 052

625 536 AM



▶ **KT43377**

Repair Kit **OEM NO**

5010260052

625536AM



▶ **KT22903**

KG 28018.1.2

S5589

Ø 28 mm

Truck

Clutch Center

OEM NO

5010245493

5010452711



▶ **KT43378**

Repair Kit **OEM NO**

5001834844

626163 AM

Ø 28 mm



▶ **KT22902**

KG 5001-864-263

Ø 28 mm

Truck

Clutch Center

OEM NO

5001864263

503127784

1623053



▶ **KT43379**

Repair Kit

OEM NO

5001864263

503127784

1623053





KT No.

Replaces Ref. No:

Description

Model / Details



▶ **KT43250**

KN 38015A1

Ø 38,1 mm
Truck

Clutch Center

OEM NO

5001841013
5000816043
5000819292
5000587564



▶ **KT43380**

Repair Kit **OEM NO**

RK38820K



▶ **KT22161**

KG 2397.1.19
S. 5547
Ø 23,81 mm

Clutch Center

OEM NO

5010 056 380
5010 056 380



▶ **KT43381**

Repair Kit **OEM NO**

RK23725



▶ **KT22904**

KG 2397.1.20
S. 5547
Ø 23,81 mm
Truck

Clutch Center

OEM NO

5010 133674
5010 260229



▶ **KT43382**

Repair Kit **OEM NO**

RK23733



TRUCK SPARE PARTS

VOLKSWAGEN



KLÖTZE
TECHNIC

www.klotzetechnik.de





KT No.

Replaces Ref. No:

Description

Model / Details



▶ **KT43251**

KG 15015.0.2
S. 5569
Ø 15,87 mm

Clutch Center
OEM NO
701 721 401 A



▶ **KT43253**

KG 15037.4.4
Plastic
Ø 15,87 mm

Clutch Center
OEM NO
VW 1H0 721 401 A
VW 7H0 721 401



▶ **KT43255**

KN 19027.4.3
Plastic
Ø 19,05 mm

Clutch Center
OEM NO
VW7H0 721 261 C
VW7H0 721 261 B
VW7H0 721 261 A





Model / Details

Description

Replaces Ref. No:

KT No.



▶ **KT22513**

KG 190117.4.1
S. 6486
Plastic
Ø 19,05 mm
Crafter

Clutch Center
OEM NO
906 290 02 12
906 290 01 12
A 906 290 02 12



▶ **KT22507**

KG 190054.0.1
Plastic
Ø19,05 mm

Clutch Center
OEM NO
000 290 32 12



▶ **KT43257**

KG 190119.4.1
Plastic
Ø19,05 mm
Viano-Vito

Clutch Center
OEM NO
639 290 00 12
639 290 01 12



KT No.

Replaces Ref. No:

Description

Model / Details

VOLKSWAGEN



▶ **KT13688**

H 23969.0.1
FM 23969.0.1
S. 210259
Ø 23 mm

Clutch Center
OEM NO
0004315701
0004316401
0004316501

0004314701
0004315601



▶ **KT43383**

Repair Kit OEM NO

2D0611019A | 2D0611019C
RK 23969



▶ **KT22508**

KN 22056D1
S. 6761
Ø 22,20 mm
LT 35

Clutch Center
OEM NO
002 295 21 07
002 295 06 07
2D 0721261
2D 0721261A



▶ **KT43384**

Repair Kit OEM NO

RK 22808 K | 000 290 18 11
2D 0798118



TRUCK SPARE PARTS

NEOPLAN



KLÖTZE
TECHNIC

www.klotzetechnik.de





KT No.

Replaces Ref. No:

Description

Model / Details



▶ **KT22382**

KG 2395.1.2
S. 5185
Ø 23,81 mm

Clutch Center
OEM NO
040310300
11009883



▶ **KT43385**

Repair Kit **OEM NO**

RK 23726 | 000 290 34 12



▶ **KT22505**

KN 2309D1
S. 6026
Ø 23,81 mm

Clutch Center
OEM NO
040 215 687
110 098 50



▶ **KT43386**

Repair Kit **OEM NO**

RK 23809 K | 000 290 06 11
000 290 28 67



▶ **KT22445**

KN 28027 A1
S. 6469
Ø 28.57 mm
MB 800 AltI

Clutch Center
OEM NO
0012954007 | 0022950707
0012955807 | 6732950007
0012957407 | 14011427



▶ **KT43387**

Repair Kit **OEM NO**

RK 28812 K | 000 290 14 67
000 290 37 67





Model / Details

Description

Replaces Ref. No:

KT No.



▶ **KT22414**

KN 28022D.1
S. 6486
Ø 28,57 mm

Clutch Center
OEM NO

001 295 45 07	0403 21510
001 295 54 07	110 118 49
001 295 96 07	



▶ **KT43388**

Repair Kit **OEM NO**

RK 28813 K | 000 290 24 67
000 290 45 67



▶ **KT43259**

KG 19046.1.2
S. 5091
Ø 19,05 mm

Clutch Center
OEM NO

000 295 50 06	001 295 15 06
000 295 60 06	001 295 87 06
000 295 66 06	308 295 70 06
000 295 77 06	110 009 880



▶ **KT43389**

Repair Kit **OEM NO**

RK 13756	<i>Pistonsuz</i>
RK 19563	000 586 52 29
RK 19756	11009882
RK 197008	<i>Plastik Pistonlu</i>
	000 290 31 12

TRUCK SPARE PARTS

FORD



KLÖTZE
TECHNIC

www.klotzetechnik.de





Model / Details

Description

Replaces Ref. No:

KT No.



▶ **KT22040**

T 173911
7A 543
Ince Diş
Cargo

Clutch Center
OEM NO
8C 467 A543 AA
CLY.ASY-CL47CHMASTER



▶ **KT43390**

Repair Kit **OEM NO**

T181182
KTAC4B -7C 135 AA-N
SERVICE KIT - CL



▶ **KT43260**

T174979
7A 543
Kalın Diş
Cargo

Clutch Center
OEM NO
9C46-7A543-AB
CLY.ASY - CLUTCHMASTER



▶ **KT43391**

Repair Kit **OEM NO**

T181182
KTAC4B -7C 135 AA-N
SERVICE KIT - CL



▶ **KT43261**

KG 0596
K066631
Ø 31,75 mm

Clutch Center
OEM NO
BC457A543AB
K043391-60
K066631



▶ **KT43392**

Repair Kit **OEM NO**

BC457A543AB
K043391-60
K066631



KT No.

Replaces Ref. No:

Description

Model / Details



▶ **KT43262**

KN 6144391

Clutch Center
OEM NO
6144391



▶ **TM43393**

Repair Kit **OEM NO**


RK 06144391 | 6161861 RK
LL015070 | 84DB7560AA



▶ **KT43263**

Ø 32 mm
Connect
Focus

Clutch Bearing
OEM NO
3M517A564BH



▶ **KT43265**

Ø 28 mm

Clutch Center
OEM NO
T284018
GC46 7A543



▶ **KT43394**

Repair Kit **OEM NO**

RK 284018



KLÖTZE
TECHNIC

www.klotzetechnik.de




KT No.
Replaces Ref. No:
Description
Model / Details

▶ TM43266
ZA3103B2

 Opel Astra
 Opel Corsa
 Opel Vectra

Clutch Center
OEM NO

905 23 765 | 717 478 99

567 93 31 | 567 93 32

567 93 33 | 567 93 04


▶ TM21917
0592
 Hino
 VanHool

Realse Bearing
OEM NO

1664346

1912689

109 960 15 109

458 03


▶ TM43268
Clutch Center
OEM NO

 Ø 26 mm
 Leyland RVI 26

LF 45 / 55

626 565 AM-Kongsberg

▶ TM43395
Repair Kit **OEM NO**

624 248 AM-Kongsberg



Model / Details **Description** **Replaces Ref. No:** **KT No.**



▶ **TM43269**

KG 100410STC
STC 500100

Landrover 2.500
Defender

Clutch Center
OEM NO
STC 100410
STC 500100



▶ **TM43396**

Repair Kit OEM NO
STC 100410 Land 2.500



▶ **TM43270**

KG 26703.1.1
S. 5054
Ø 28,50 mm
Setra

Clutch Center
OEM NO
8.282.211.000



▶ **TM43397**

Repair Kit OEM NO
RK 26504-1 8.282.211.000 D



▶ **TM43271**

KG 2395.1.4
S. 5185
Ø 23,81
Dodge - Hino

Clutch Center
OEM NO
000 295 94 06



▶ **TM43398**

Repair Kit OEM NO
RK 23726 | 000 290 34 12


KT No.
Replaces Ref. No:
Description
Model / Details

▶ TM21960

 KG 250006.0.2
 S. 5554
 Ø 25,40 mm
 Dodge Hino
 Steyr
 Daimler Puch

 Clutch Center
OEM NO
 81.30715.6132
 181307156132


▶ TM43399

 Repair Kit **OEM NO**

RK 25718 | 81.30715.6145


▶ TM43272

Mitsubishi

 Clutch Center
OEM NO
 ME 667392

▶ TM43400

 Repair Kit **OEM NO**

ME 667393


▶ TM43273

Deutz

 Clutch Center
OEM NO
 FTF42 RENAX

▶ TM43401

 Repair Kit
OEM NO

584 - 01 - TK



Model / Details *Description* *Replaces Ref. No:* *KT No.*



▶ **TM43274**

Isuzu
Diesel

Clutch Center
OEM NO

8-98117644-0
SK - 897 167
4060

▶ **TM43402**

Repair Kit **OEM NO**

SK - 83071-3/4



▶ **TM43275**

KN 08-98004780-0
Isuzu
Diesel

Clutch Center **OEM
NO**
SK - 897 032 8471

▶ **TM43403**

Repair Kit **OEM NO**

SK - 81851-3



▶ **TM43404**

Rus Merkezi
Clutch Center

▶ **TM43405**

Repair Kit **OEM NO**



Oem numbers are only for comparison and must not be mentioned on invoices

klotzetechnik.de

NOT:

A series of horizontal dotted lines for writing, with a large, faint, grey watermark of a horse head in profile overlaid in the center.





TRUCK **SPARE PARTS**



KLÖTZE
TECHNIC

www.klotzetechnik.de

Gesuchte Europäische
Qualität

Klötze Technic ist ein in Deutschland ansässiger Hersteller und Lieferant von LKW-, Anhänger- und Bus-Ersatzteilen.



#KLOTZETECHNIC